



GUANG YA

GRYL60 Series Aluminum Outward Casement Window

GRYL60 Series Aluminum Outward Casement Window

Product: GRYL60 Series aluminum outward casement window

Profile type: Heat-insulation aluminum section

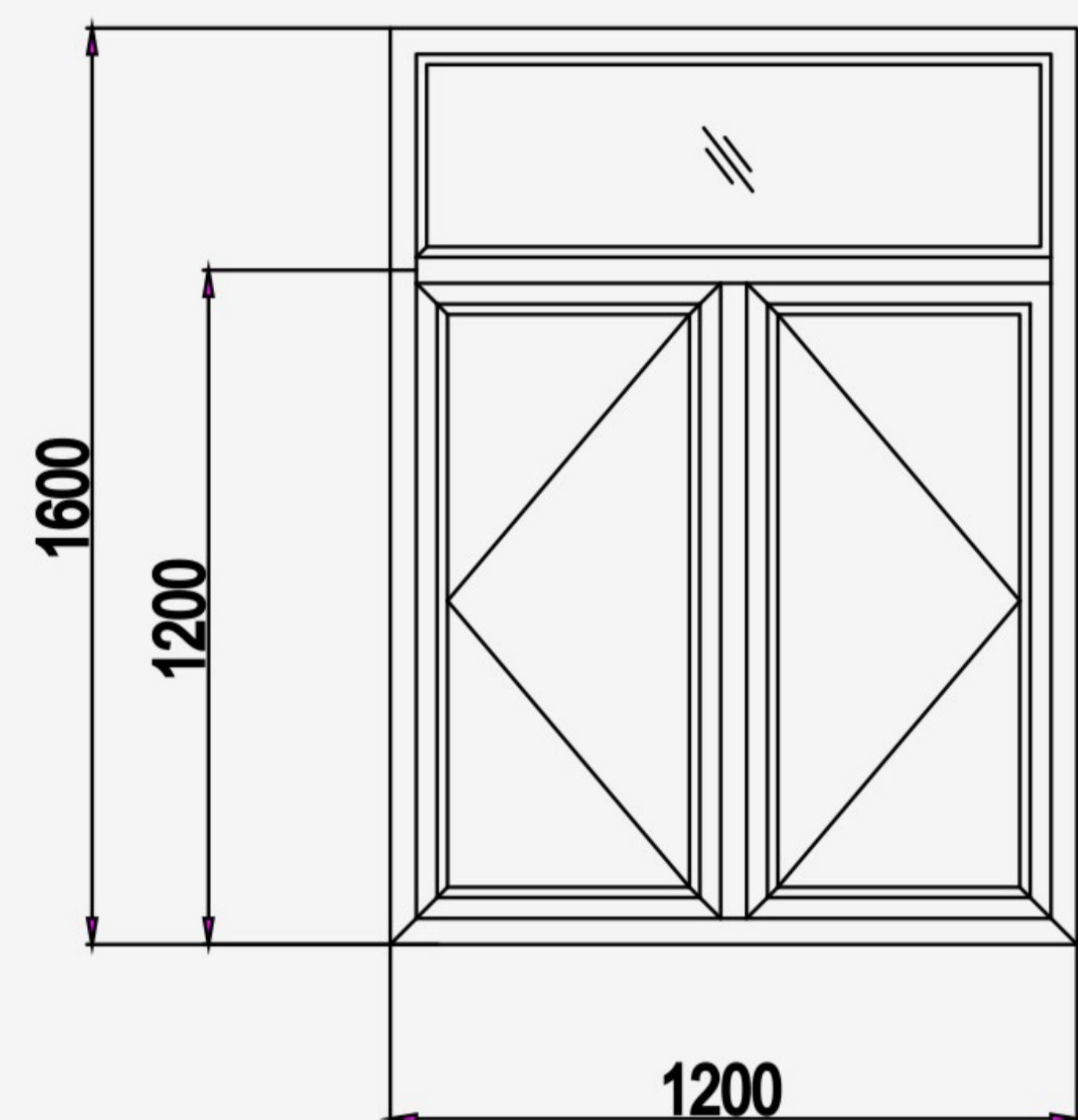
Frame width: 50mm

Glazing option: 28~31mm

Opening style: Outward opened

Profile thickness: 1.4mm(1.5mm、1.6mm)

Consumption of aluminum profile: 11.597kg/m²



Product performance (in accordance with GB/T 8478 - 2008)

1. Wind loading resistance: Grade 8 - $4500 \leq P_3 < 5000 P_a$
2. Air tightness: Grade 7 - $1.0 \geq q_1 > 0.5 \text{m}^3 / (\text{m} \cdot \text{h})$
3. Water proof: Grade 6 - $\Delta p \geq 700 P_a$

Product features:

1. Assembled with high-quality accessories. Safe, reliable and has long service life.
2. The inner frame and sash is flush and the whole window looks more fashionable and elegant.
3. Customized different colors for the outside and inside frame, enhancing the decorative effect.
4. The frame and sashes are assemble by 45-degree.



GUANG YA

GRYL60 Series Aluminum Outward Casement Window

GRYL60 Series Aluminum Outward Casement Window

Accessories provided by Kinglong:

Item	Price *
CZS308 Handle Black , L=24mm	¥ 17.44/ pc
ZA1-6A Lock Block	¥ 2.08/ pc
LZDC01 Transmission Rod The Height Of The Lock Point Is 10mm , The Length Of Pin Exposed Is 22mm , L=1200mm	¥ 11.21/ pc
HC400A-16 Sliding Support	¥ 19.93/ pc
26072 Texture : EPDM , Sectional Area: 25.74 m ² , Density : 32.75±5g/m , Black	¥ 0.96/ pc
Rubber strip 5 Texture : EPDM , Sectional Area: 25.05 m ² , Density : 31.8±5g/m , Black	¥ 0.93/ pc
43148 Texture : EPDM , Sectional Area: 29.19 m ² , Density : 38.8±5g/m , Black	¥ 1.14/ pc
27019 Texture : EPDM , Sectional Area): 36.62 m ² , Density : 48.7±5g/m , Black	¥ 1.43/ pc
26663 Texture : EPDM , Sectional Area: 24.90m m ² , Density : 31.60±5g/m , Black	¥ 0.90/ pc
CZS308 Handle Black , L=24mm	¥ 17.44/ pc

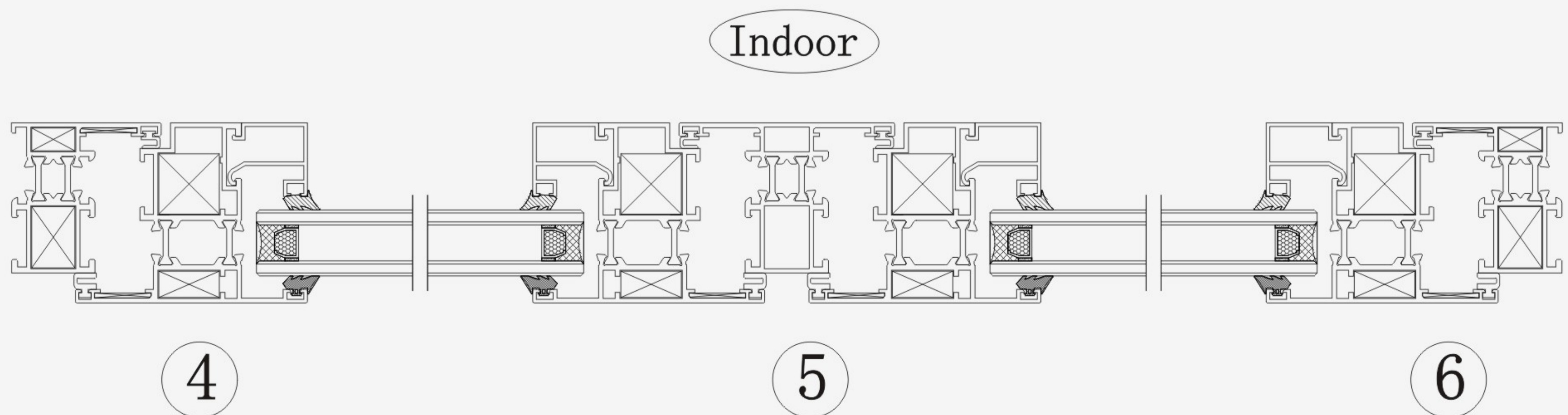
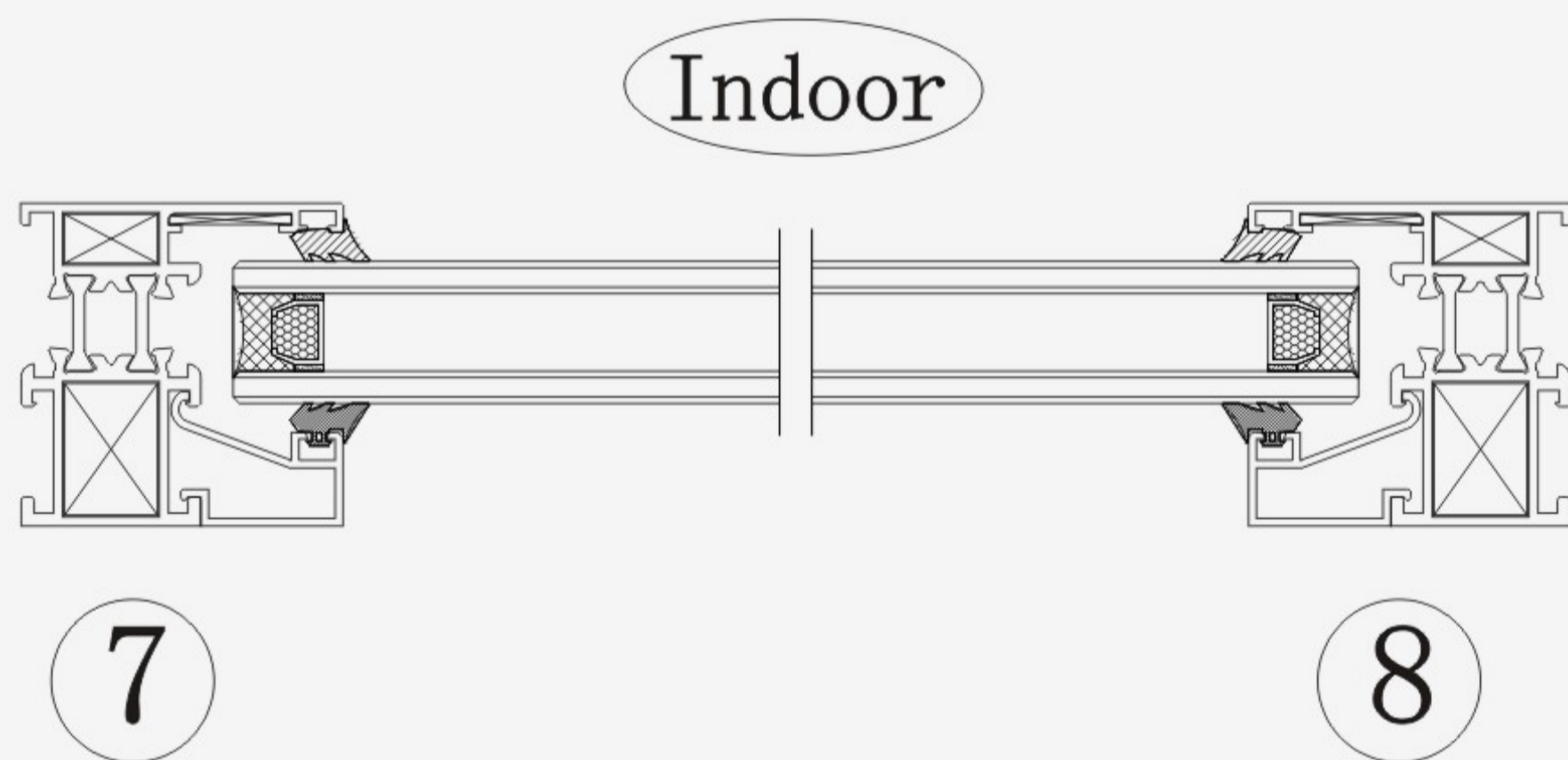
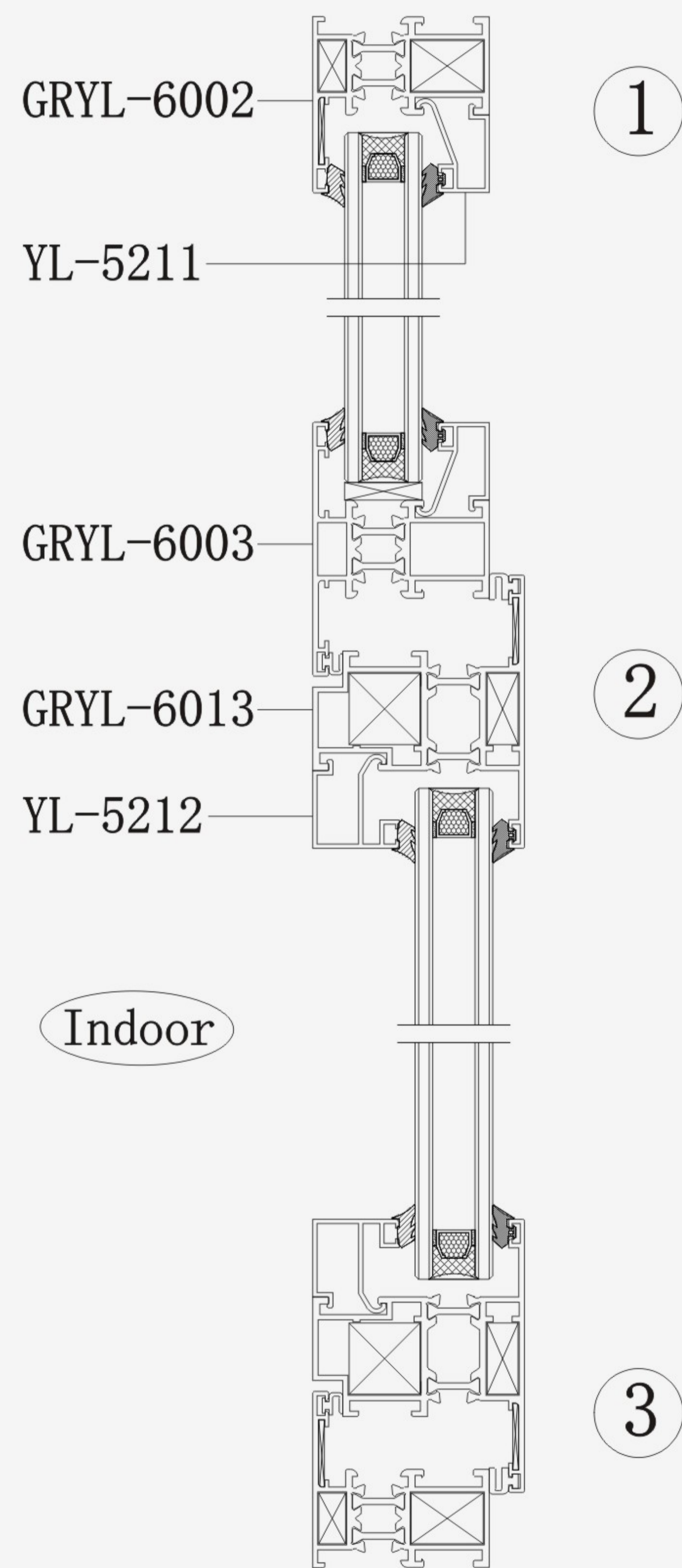
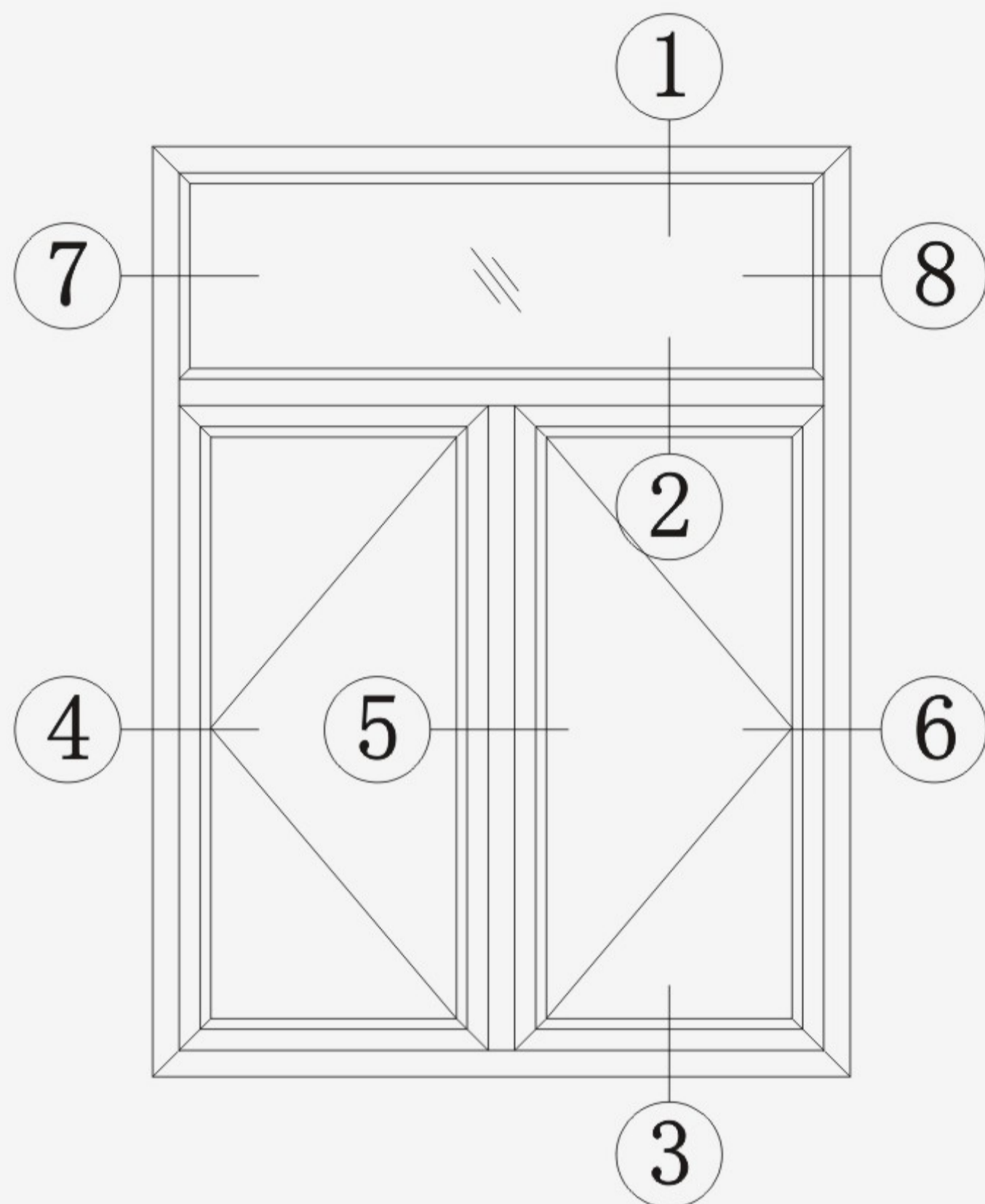
* For reference only,subject to further change.



GUANG YA

GRYL60 Series Aluminum Outward Casement Window

GRYL60 Series Aluminum Outward Casement Window





GUANG YA

GRYL60 Series Aluminum Outward Casement Window

Application	Frame	Application	Angle	Application	Mullion
DWG No.	GRYL-6002	DWG No.	YL-A9005	DWG No.	GRYL-6003
Thickness	$\delta = 1.4$	Thickness	$\delta = 3.0$	Thickness	$\delta = 1.4$
T.W.	1.123kg/m	T.W.	2.189kg/m	T.W.	1.275kg/m
* Matching Angle Is YL-A9005.				* Mullion Connector Is YL-9069-1.	
Application	Angle	Application	Out-opening Sash	Application	Bead For Angle
DWG No.	YL-A9006	DWG No.	GRYL-6013	DWG No.	YL-5211
Thickness	$\delta = 3.0$	Thickness	$\delta = 1.5$	Thickness	$\delta = 1.2$
T.W.	3.032kg/m	T.W.	1.482kg/m	T.W.	0.260kg/m
		* Matching Angle Is YL-A9006.			
Application	Bead For Angle	Application	Mullion Connector		
DWG No.	YL-5212	DWG No.	YL-9069-1		
Thickness	$\delta = 1.2$	Thickness	-----		
T.W.	0.313kg/m	T.W.	1.758kg/m		